


## CABLAGGIO

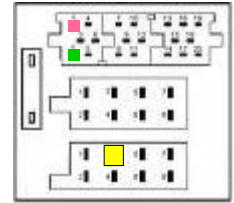
	ROSSO = +12 Batteria
	NERO = Massa
	ARANCIO = +15 SOTTOCHIAVE (USCITA)
	ROSA = CAN BUS H
	VERDE = CAN BUS L
	VIOLA = K-BUS (solo per BMW x3 x5 <2009)
	GIALLO = Mute radio
	GIALLO/NERO = Mute car kit

## POSIZIONAMENTO CAVI CAN BUS E MUTE

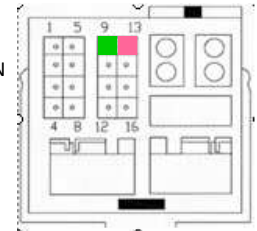


	CAN BUS: H
	CAN BUS: L
	MUTE

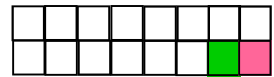
AUTORADIO CON  
CONNETTORE  
**ISO**



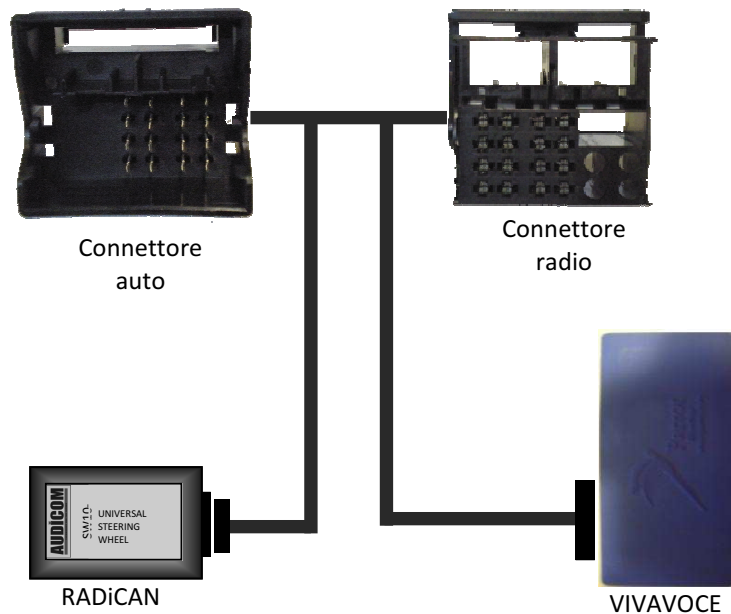
AUTORADIO CON  
CONNETTORE  
**FAKRA**  
DAL 2008>



CONNETTORE  
AMPLIFICATORE  
CABASSE SYSTEM



**CP128MP9:** cablaggio per installazione PLUG & PLAY dal 2009>



## CONFIGURAZIONE degli SWITCHES

